

INTRO TO VISUAL ARTS

Unit Name: Art History Timeline

Date: 4/20/2020 - 4/24/2020

Mrs. Messick, Ms. Manco, Mrs. Smith, Mrs. Flinton, Mrs. Hanson, Mr. Hansen, Ms. Kroll

Objective: Students will research and create a timeline of Art History. The Assignment will be broken up into 3 days of timeline development, and upon the completion of the timeline, students should choose a period or movement in art to develop a final “magazine cover” project that includes examples, quotes, and a definition of the period or movement.

Requirements: Pencil, Paper, Colored Pencils, Markers, Ruler / Straight Edge

Check for Understanding:

Criteria 1: Did the student follow directions specific to assignment?


Criteria 2: Did the student use creative efforts (Thinking outside of the box)?

Criteria 3: Did the student use effort: took time to develop idea & complete project (Didn't rush) ?

Criteria 4: Craftsmanship: Neat, Clean, & Complete? Skillful use of the art tools and media?

Criteria 5: Student Reflection: Choose 2 prompts below and answer in 2 complete sentences.

1. What would you change with this work if you had a chance to do this piece over again?
2. What is one part of your artwork that you want people to notice when they look at your work?
3. How does your finished artwork tell a story?
4. Did you learn new techniques or processes as part of the work for this project?
5. Did you pick a material or technique that was new or different over something that was familiar?
6. I want to know more about...
7. I'm most proud of...
8. The most challenging thing was...
9. Next time I will remember to...
10. Now I know...



Resources and Supporting Materials:

Art Periods and Art Movements

<https://www.youtube.com/watch?v=dfX1tvloLNA>

A Brief Art History

<https://www.youtube.com/watch?v=cwBoP-zw17A>

Prehistoric Art

https://www.youtube.com/watch?v=OH2bBdT_wAA&list=PL4646BAFF088B4634&index=2&t=0s

Egyptian Art

<https://www.youtube.com/watch?v=il1cvXoIEI0&list=PL4646BAFF088B4634&index=5&t=0s>

Italian Renaissance

<https://www.youtube.com/watch?v=s29QCZCCJ-g&list=PL4646BAFF088B4634&index=17&t=0s>

High Renaissance

<https://www.youtube.com/watch?v=R-FlyGpMXdM&list=PL4646BAFF088B4634&index=18&t=0s>

The Evolution of Art

<https://www.youtube.com/watch?v=bkWHrWw5yTg>



Intro to Visual Arts / April 23, 2020

Lesson Name: Art History



Resources & Supporting Materials Continued:

Behind the scenes at The J. Paul Getty Museum

<https://blogs.getty.edu/iris/explore-getty-art-resources-closed-coronavirus/>

The Vatican Museum Virtual Tour

<http://www.museivaticani.va/content/museivaticani/en/collezioni/musei/tour-virtuali-elenco.html>

The British Museum

<https://www.britishmuseum.org/>




The Louvre Online Tours

<https://www.louvre.fr/en/visites-en-ligne>


OUR VERY OWN: THE NELSON-ATKINS MUSEUM OF ART

https://nelson-atkins.org/nelson-atkins-at-home/?utm_source=homepage&utm_medium=button&utm_campaign=athome



Intro to Visual Arts / April 23, 2020

Lesson Name: Art History



Objective: Students will need to pick an Art Period or Movement to focus on to create their “Magazine Cover” assignment. Students will gather information, sketch a layout, and develop headlines about the period/movement. Today you will gather information and sketch out your ideas. See example below for what a finished project will look like.

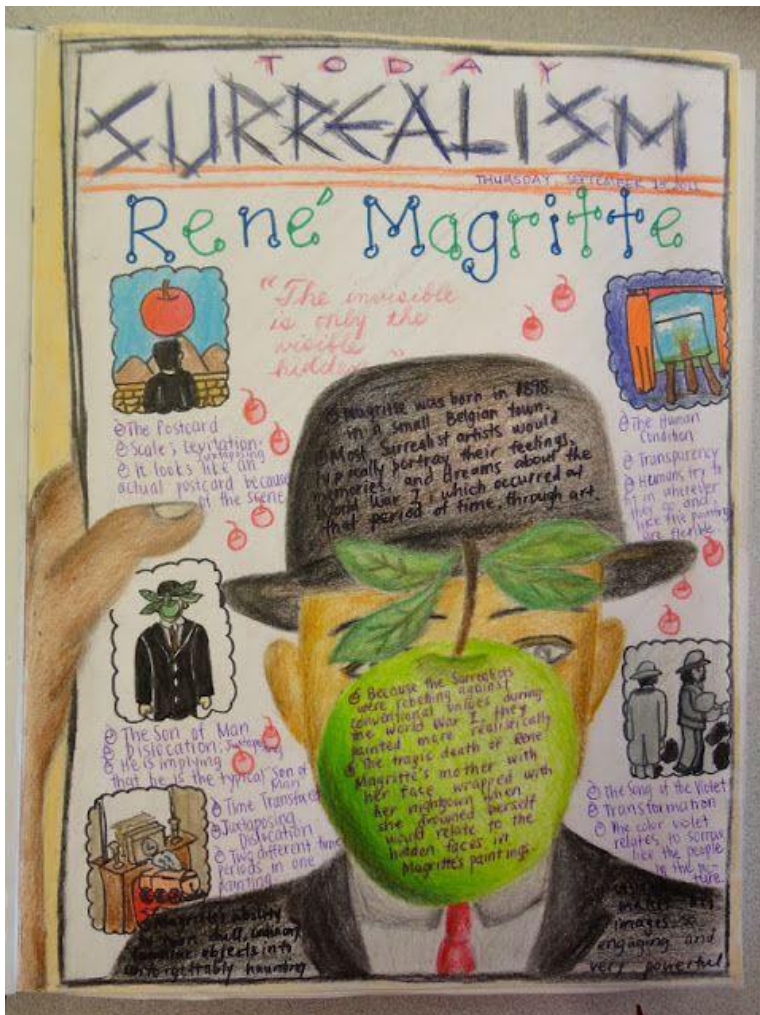

Requirements: Pencil, Paper, Colored Pencils, Markers, Chromebook, or internet access.

Bell Ringer: Watch the Following YouTube Tutorial on: A Brief Art History

<https://www.youtube.com/watch?v=cwBoP-zw17A>

Examples & Supporting Materials:

BE CREATIVE in creating your magazine cover page!



Pop Art, noun: A type of modern art that started in the 1960s and uses images and objects from ordinary life.

Things to look for in a Pop Art painting:
 Bright colours, patterns, bold outlines, repeat patterns, faces, food and words.

Pop Art was the art of popular culture. It was the visual art movement that characterized a sense of optimism during the post-war consumer boom of the 1950's and 1960's. It coincided with the globalization of pop music and youth culture, personified by Elvis and the Beatles. Pop Art was bright, young and fun and hostile to the artistic establishment. It included different styles of painting and sculpture from various countries, but what they all had in common was an interest in mass-media, mass-production and mass-culture.

Useful Websites:
www.allinterest.com
www.artists.org/popart

Some Artists to look at:
 Andy Warhol
 Roy Lichtenstein
 Keith Haring
 Claes Oldenburg
 Jasper Johns

OH, JEFF, I LOVE YOU TOO, BUT...

Pop art

The Art Appreciation poster reminds us what we also call "mass culture." It does not criticize the consequences of materialism and consumerism. It simply recognizes the presence of a new cultural fact.